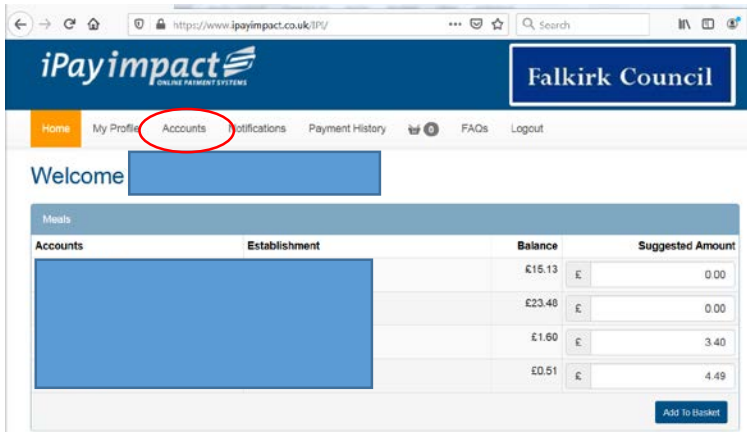
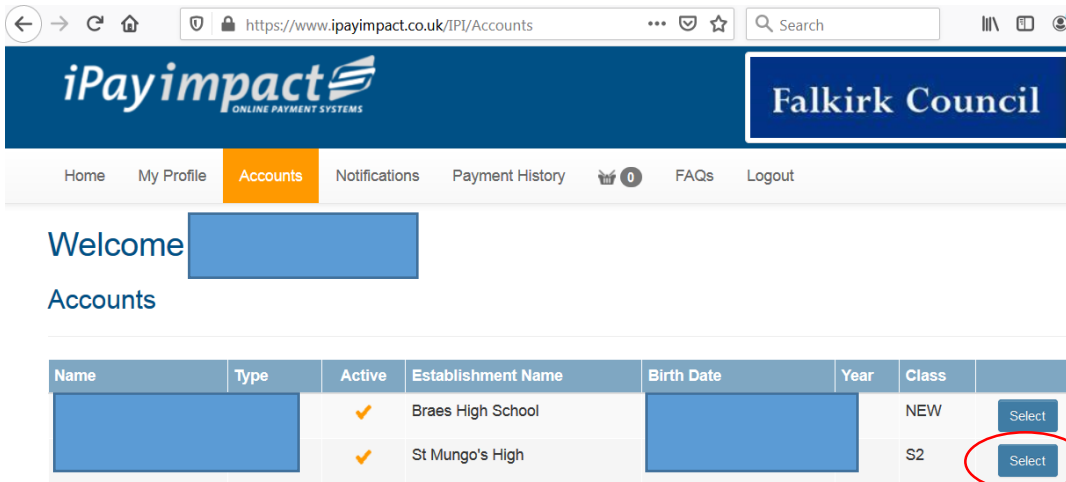


Make Purchase via Online Shop

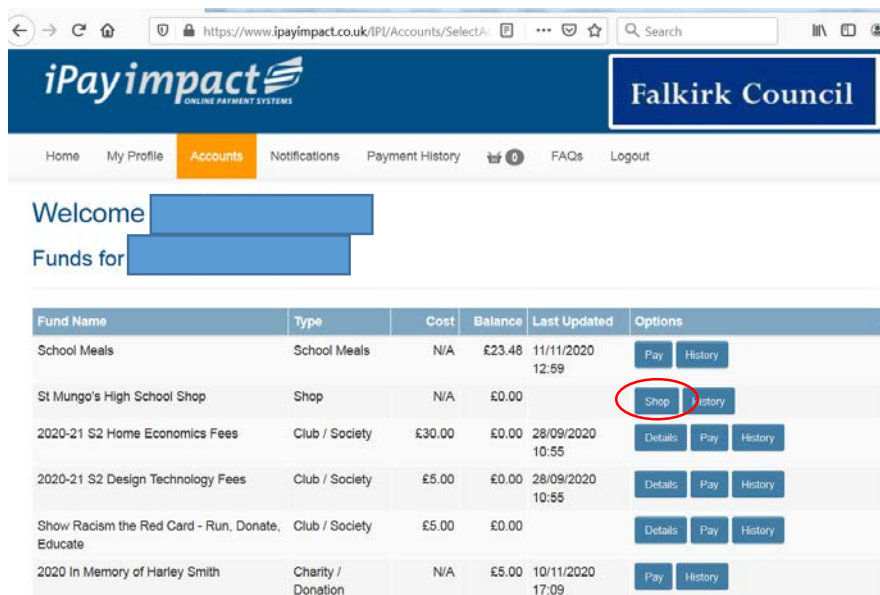
1. To make a purchase from the online shop, please log in to the online payments webpage. On the Home screen click on "Accounts" (circled in red below).



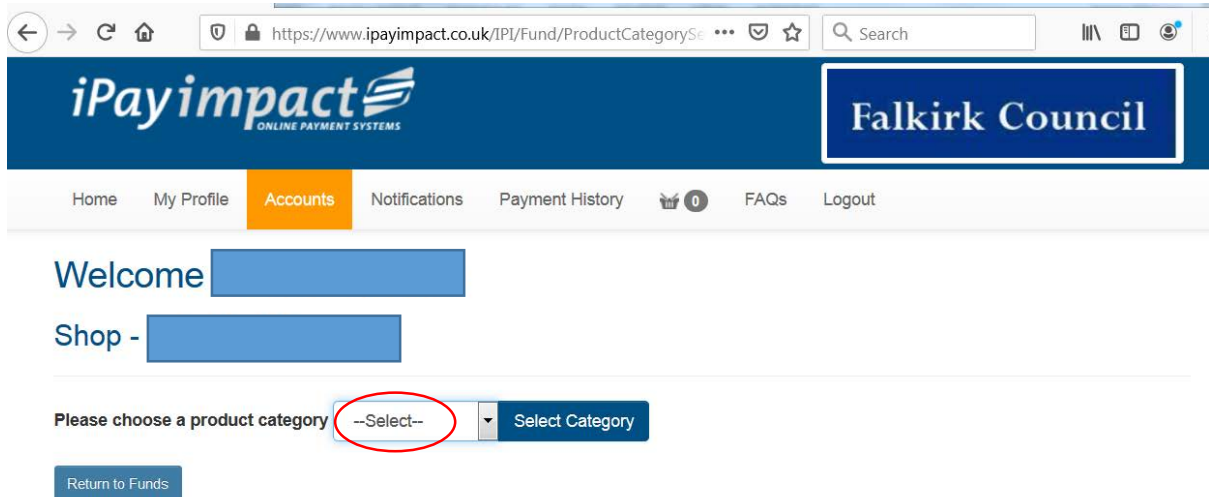
2. You will then see all the accounts that you have linked to your account. Click on "Select" for the child that you wish to make a purchase for (circled in red below).



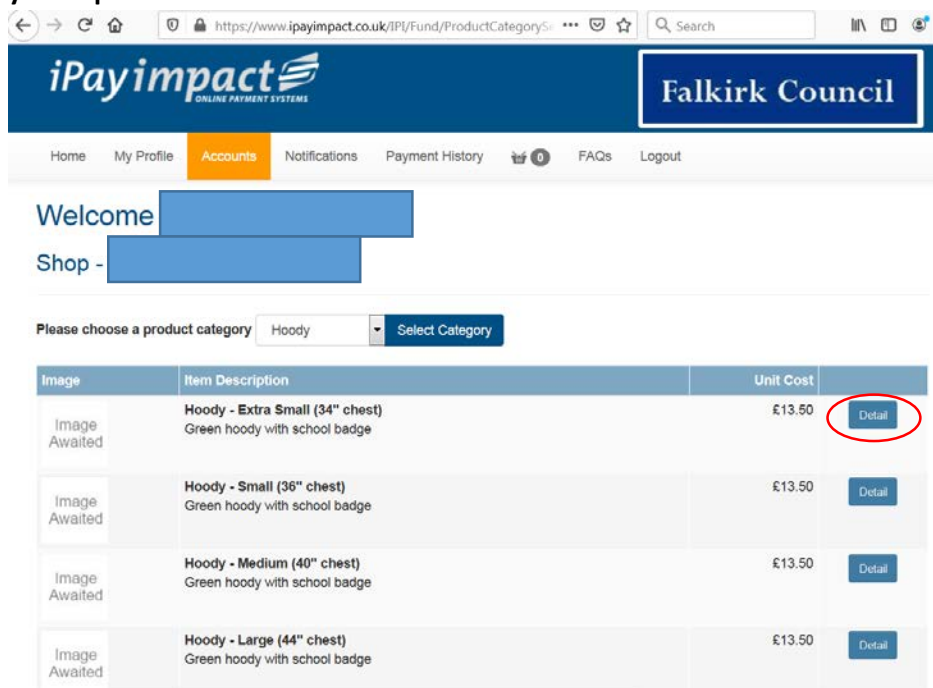
3. You will then see all the funds that your child is linked to. Please click on the "Shop" button (circled in red below)



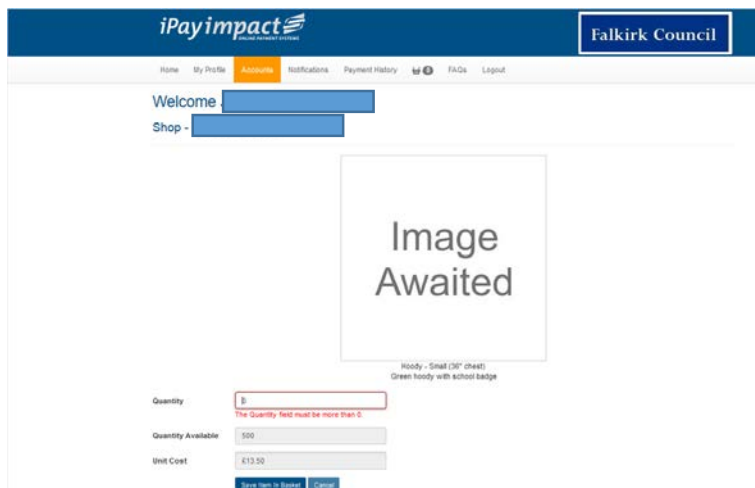
4. You will now be in the Shop page. Please click on the dropdown to select which type of hoody you would like.



5. You will then see all the different sizes available. Click on the "Detail" button of the size you require.



6. Then enter the amount of items that you wish to order for that size and then click "Add items to basket"



7. Your items will be now added to you basket. You can either add more items or click on the basket icon to checkout and pay.

The screenshot shows the iPayimpact website interface for Falkirk Council. The navigation bar includes links for Home, My Profile, Accounts, Notifications, Payment History, a shopping basket icon with a '1' (circled in red), FAQs, and Logout. The main content area displays a 'Shopping Basket' with a table of items:

Establishment Name	Account Name	Fund	Details	Amount	
St Mungo's High		St Mungo's High School Shop	Hoody - Small (36" chest) x 1	£13.50	Remove Amend

Below the table is a 'Basket Summary' section:

Items	Value
1	£13.50

At the bottom, there are options to 'Make payment with' (with a dropdown menu and a 'Remove Stored Card' button) and buttons for 'Proceed to Checkout' and 'Continue Shopping'.

Pupil is wearing size Large



Pupils are wearing size Small

